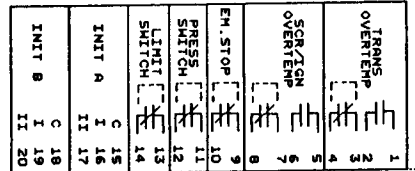
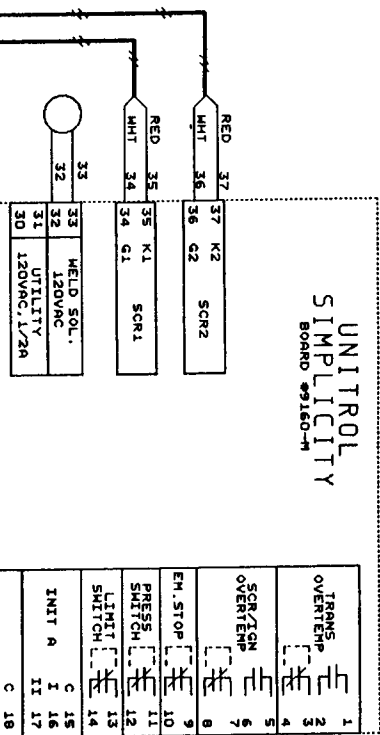
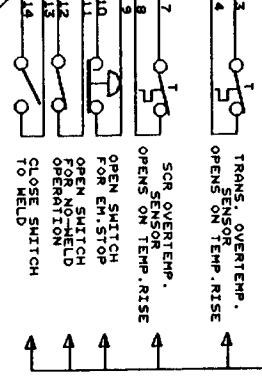


UNITROL SIMPLICITY BOARD #9180-M

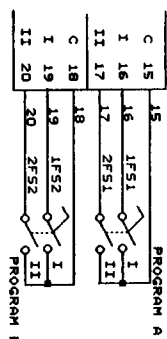


NOTE #2

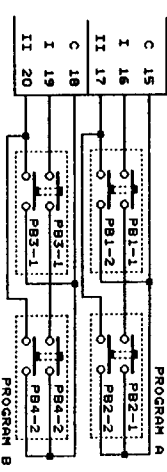


INITIATION METHODS

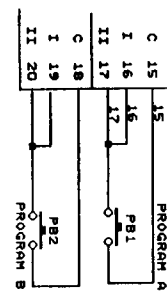
I. TWO STAGE PILOT SWITCH INITIATION
(TWO STAGE FOOT SWITCH)



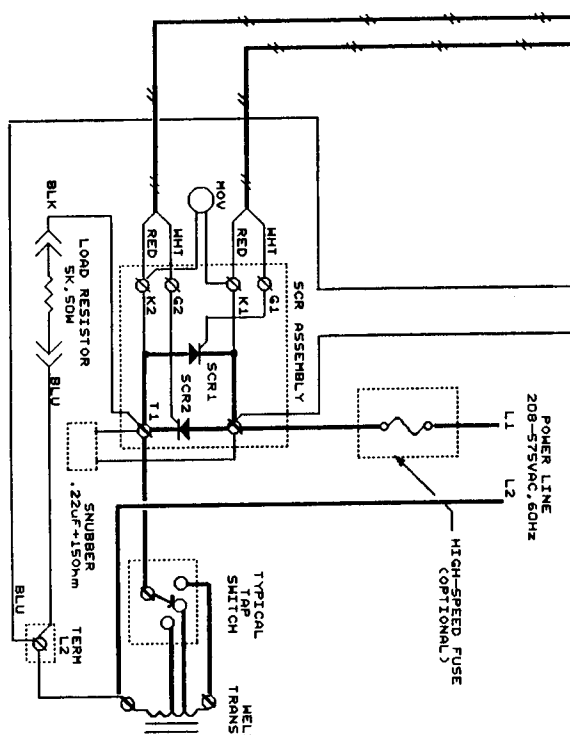
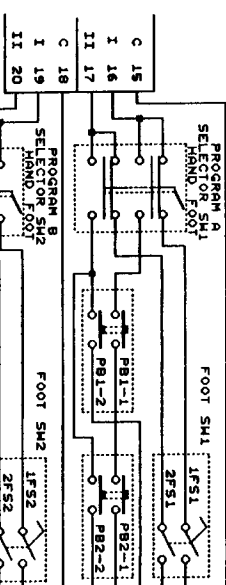
III. ANTI-TIE-DOWN INITIATION
(DOUBLE HAND PUSH BUTTON)



II. SINGLE CONTACT INITIATION
(PUSH BUTTON OR ONE STAGE FOOT SWITCH)



IV. TWO STAGE PILOT SWITCH OR ANTI-TIE-DOWN INITIATION
(DOUBLE HAND PUSH BUTTON)



NOTES

- ATTENTION! BEFORE TURNING ON POWER CHECK POSITION OF JUMPER ON "LINE VOLTAGE SELECT" TERMINAL.
- IF NOT USED INSTALL JUMPER BETWEEN CORRESPONDING TERMINALS AS SHOWN ON LEGEND.

